



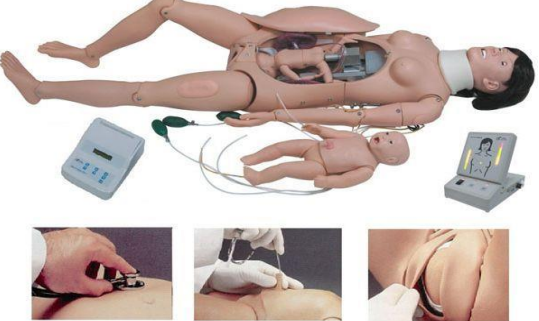











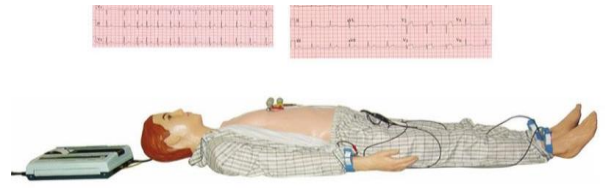





PRICE LIST





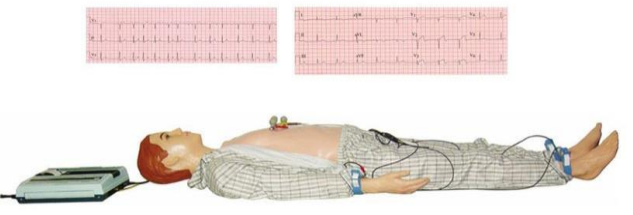
TRAINING MANIKINS




Qty	Description		Feature	Cost
1	Premature Anne Task Trainer		30 weeks premature model, realistic texture. Premature observation, physical measurement, anterior fontanel palpation. Cleaning and bathing in incubator	R 3 185,00
1	Premature Anne Task Trainer		Advanced Newborn Care Model(boy/girl) This model shows realistic fontanels,coronal suture and paeietal suture.Can place nasal and oral gastric tubes;rectal temperature measurements;training of bathing,lactation,lavage,etc.(Note:this model has infant boy,infant girl for choose.)	R 6 566,00
1	Premature Anne with simpad plus		Full-functional Infant Nursing Manikin (Nursing, CPR) Designed according to the infant anatomic characteristics, soft skin made of imported material, realistic touching feeling, flexible joints, and can provide full range of nursing exercise. Basic Features: 1. Pupil observation: pupil LCD is CSTN pseudo-color, 65k color, RGB. Diameter range is 1-9mm. Pupil states: normal, mydriasis and myosis, etc; 2. Hair combing and face washing 3. Otic drops and irrigation 4. Oral cavity care 5. Airway management: realistic mouth, nose, tongue, gum, pharynx, larynx, esophagus, epiglottis, trachea and tracheal ring, can practice tracheal intubation, sputum suction, oxygen inhaling. 6. Oral and nasal tracheal intubation 7. Incision of tracheal nursing 8. Venipuncture, injection and transfusion in arm 9. Intramuscular injection in bilateral deltoid, bilateral vastus lateralis and bilateral buttock 10. Enema 11. Urethral catheterization 12. Holistic care: sponge washing, replacing clothes, cold and hot therapy 13. Limbs joints: bend, rotation, upper and lower movement 14. CPR operation training: support many inhaling ways, e.g.: mouth to mouth, mouth to nose, simple respirator to mouth; electronic monitoring of airway open, inhaling times, frequency and volume, and compression times, frequency, site and depth; automatically judge the ratio of artificial respiration and external chest compression; show data in real time with English voice prompts during the entire process.	R 22 470,00
1	3D Birthing Simulator Standard		Product Name: Model of Course of Delivery Product No: VC-402 Material: PVC Description: The model based on the mechanism of normal labor, shows the cardinal movements of engagement: descent-flexion-internal rotation of the head-extension-retitution-external rotation of the head-internal rotation of the shoulders at accouchement. Suitable for teaching the mechanism of normal labor in medical colleges and nursing schools. Packing: 1pcs/ctn, 64x48x40cm, 10kgs	R 6 468,00
1	3D Birthing Simulator Standard		1. An anatomically correct pelvic model with fetus and placenta to give students experience with multiple technique and procedure for emergency childbirth. 2. Twinborn (one infant boy and one infant girl) presentation and delivery.	R 29 800,00





1	 <p>3D Birthing Simulator Advanced/ Nowelle birth</p>	<p>Feature:</p> <ul style="list-style-type: none"> ◆ This product is a comprehensive teaching model of maternity, can be used for prenatal examination, demonstrating the entire delivery process (including prenatal, childbirth and after delivery), as well as mother and child care. ◆ Model is consisted of adult puerpera, full-term fetus, full-term newborn ◆ Puerpera legs are very flexible, to meet normal delivery cut-stone body posture ◆ Practice breast care ◆ Leopold's 4-step maneuver ◆ Prenatal examination * Equipped with cervical dilation model and fetal head crowning model * Direction of posterior fontanel can be changed by rotating or adjusting the decline * Uterine texture is very close to human body, cervical opening can be identified ◆ Assisted delivery operation * Standard full-term fetus,fontanel can be distinguished, allows to exercise fetus head extraction * Perineal position is soft and elastic, applicable for midwifery practice * Fetal joints are very flexible, applicable to demonstrating various normal and abnormal fetus position * Practice of neonatal nursing ◆ Perineum suturing exercise * suturing sets can be replaced * perineum care exercise ◆ Obstetric abdominal palpation ◆ Postpartum abdominal palpation ◆ Midwifery practice ◆ Simulation of dystocia ◆ Simple CPR (gravida and neonatus) ◆ Postpartum uterine palpation training,equipped with below models: * uterine contraction on the first day (in good condition) * uterine contraction on the first day (in poor condition) * uterine contraction on the fifth day (in good condition) 	R 72 520,00	
1	 <p>'3D Birthing Simulator Advanced/ Nowelle birth</p>	<p>Delivery and Maternal and Neonatal Emergency Simulator</p> <ol style="list-style-type: none"> 1. Prenatal nursing for pregnant women and fetal and postnatal nursing for mother & newborns 2. Life size, flexible joints, soft and removable abdominal wall 3. Tracheal intubation and simulate chest wavy state 4. Automatic birthing system, fully simulate the real delivery process, 5. Obstetric palpation examination. 6. Replaceable dilating cervixes 7. Cervix examination model: Six simulation stages to represent conditions of cervix and the position relation between fetal head and plane of ischial spine; <p>Stations in the first stage of labor:</p> <ol style="list-style-type: none"> 1).Stage 1: no dilation of cervix, cervical canal does not efface, the position relation between fetal head and plane of ischial spine - 5, 2).Stage 2: dilation of 2cm of cervix, effacement of 50' of cervical canal, position relation between fetal head and plane of ischial spine-4; 3).Stage 3: dilation of 4cm of cervix, full effacement of cervical canal, position relation between fetal head and plane of ischial spine-3; 4).Stage 4: dilation of 5cm of cervix, full effacement of cervical canal, position relationship between fetal head and plane of ischial spine-0 5).Stage 5: dilation of 7cm of cervix, full effacement of cervical canal, position relation between fetal head and plane of ischial spine+2 6).Stage 6: dilation of 10 cm of cervix, full effacement of cervical canal, position relation between fetal head and plane of ischial spine+5; 8. Check fetal head descent and cervix dilation 9. Simulate multiple placenta position 10. Venous channel for administration and nutrition in maternal arm 11. Exercise of postpartum cutting and suturing on perineum 12. Life size of normal newborns 13. Neonatal tracheal intubation 14. CPR of pregnant women: Take artificial respiration and external cardiac compression under the standards of 2005 international CPR guidelines, electronic monitoring of airway 	R 84 138,00	
1	'3D Birthing Simulator Advanced/ Nowelle birth		<p>Rotating Delivery Simulator</p> <p>Feature:</p> <ul style="list-style-type: none"> -Adult female hypogastrium, lithotomy position -Equipped with delivery fetus and term fetus: -Delivery fetus has flexible limbs for delivery process demonstration, -Term fetus has soft, lifelike texture for new born baby nursing practice -Abdominal skin is detachable, equipped with placenta and umbilical -Simulating delivery process through manual rotation -Demonstrate complete childbirth process: engagement, descending, flexion, internal rotation, delivery -Obstetric forceps/aspiration midwifery 	R 20 790,00
1	Pocket Mask Adult			R 12,60
1	Pocket Mask Paediatrics			R 126,00
1	Pocket Mask Infant			R 126,00






100	Pocket Mask - Adult, Paediatrics and Infant		Pocket Mask PVC Suitable for adults, children and babies	R 75,80 (per 100)																																								
1	Little Family Packs		<table border="1"> <tr><td>1</td><td>First aid package</td><td>11</td><td>Rubber tourniquet</td></tr> <tr><td>2</td><td>Manual</td><td>12</td><td>tweezers</td></tr> <tr><td>3</td><td>heat preservation b</td><td>13</td><td>Cotton swabs</td></tr> <tr><td>4</td><td>Triangular towel</td><td>14</td><td>Iodophor disinfectio</td></tr> <tr><td>5</td><td>Elastic bandage</td><td>15</td><td>Cooling bag</td></tr> <tr><td>6</td><td>Alcohol disinfectio</td><td>16</td><td>scissors</td></tr> <tr><td>7</td><td>Self-generating fla</td><td>17</td><td>Aluminum whistle</td></tr> <tr><td>8</td><td>band Aid</td><td>18</td><td>Nonwovens tape</td></tr> <tr><td>9</td><td>Sterile gauze pad</td><td>19</td><td>Multi-purpose blade</td></tr> <tr><td>10</td><td>paper clip</td><td></td><td></td></tr> </table>	1	First aid package	11	Rubber tourniquet	2	Manual	12	tweezers	3	heat preservation b	13	Cotton swabs	4	Triangular towel	14	Iodophor disinfectio	5	Elastic bandage	15	Cooling bag	6	Alcohol disinfectio	16	scissors	7	Self-generating fla	17	Aluminum whistle	8	band Aid	18	Nonwovens tape	9	Sterile gauze pad	19	Multi-purpose blade	10	paper clip			R 168,00
1	First aid package	11	Rubber tourniquet																																									
2	Manual	12	tweezers																																									
3	heat preservation b	13	Cotton swabs																																									
4	Triangular towel	14	Iodophor disinfectio																																									
5	Elastic bandage	15	Cooling bag																																									
6	Alcohol disinfectio	16	scissors																																									
7	Self-generating fla	17	Aluminum whistle																																									
8	band Aid	18	Nonwovens tape																																									
9	Sterile gauze pad	19	Multi-purpose blade																																									
10	paper clip																																											
1	Half Body CPR training manikin		<p>Half Body CPR training manikin</p> <p>In the simulation of the standard airway open</p> <p>In a manual chest compressions, press the correct depth (5-6cm):</p> <p>Press the correct position and have the correct beep;</p> <p>If the pressure is too large, there is an alarm buzzer;</p> <p>With artificial mouth breathing (blow):</p> <p>To determine the size of the tidal volume, blowing through the observation of chest rise (VT = 500ml/600m-1000ml = standard);</p> <p>- operating frequency: the latest international standards: 100-120 / min, the beep is marked;</p> <p>In the mode of operation: operation training;</p>	R 9 534,00																																								
1	Child CPR Manikin		<p>Child CPR Manikin</p> <p>artificial finger compressions display alarm:</p> <p>1) the depth at which the child presses, at least 1/3 of the anteroposterior diameter of the chest, is about 5cm;</p> <p>2) when pressing errors, some of the lights show and false alarm.</p> <p>In the simulation of the standard airway open.</p> <p>With artificial mouth breathing (blow) - display alarm;</p> <p>1) indication and alarm of blowing indicator light < 150ml~200ml <;</p> <p>2) the amount of air blowing is between 150ml~200ml and the correct indicator light shows;</p> <p>3) excessive or excessive amount of air blowing, causing gas to enter the stomach, indicating light and alarming;</p> <p>- operating cycle: compression and artificial respiration: 30: 2/ single or double 15:2/, completed five cycles of CPR operation.</p> <p>- operating frequency: the latest international standards: 100-120 / min.</p> <p>In the mode of operation: operation training.</p> <p>- check the response of carotid artery: hand pressure ball, simulation of carotid pulse.</p> <p>- working state: 220V external power supply.</p>	R 19 320,00																																								
1	Infant Obstruction Model		<p>Infant obstruction model</p> <p>In the normal airway obstruction model;</p> <p>- for the standard CPR operation: artificial respiration and heart compressions;</p> <p>In the airway through chest expansion;</p> <p>In the simulation of asphyxia, airway obstruction;</p> <p>Standard design and accurate real baby than standard layout;</p> <p>Anatomy - accurate, palpable ribs and sternum;</p>	R 5 500,00																																								
1	CPR Meters																																											
1	Resusci Anner QCPR with Simpad Skill Report		<ul style="list-style-type: none"> ■ Simulation of vital signs: pupil and carotid arterial changes ■ Upper limb joints are movable ■ Airway opening ■ CPR training : CPR training is designed according to the 2010 AHA Guidelines for CPR and ECC, can perform artificial respiration and external cardiac compression, English voice prompts during the entire process; standard airway open, real time operation waveform display,voice prompts of correct and incorrect operation, data statistic, result printing, available of training and exam mode ■ Multimedia courseware teaching is available, can be connected to projector. ■ Available standalone version and online interactive version. Standalone version can be upgraded to online interactive version ■ AED (optional accessory):adopt automated external defibrillator (excessive for training), provide electrode patch, English prompts during the entire process. 	R 41 356,00																																								
1	Resusci Anner QCPR with Simpad Skill Report		<p>CPR training manikin</p> <p>Sims can be skinned three-year warranty, without replacement. Face skin, neck skin, chest skin, hair, imported TPE rubber mixing materials, stainless steel mold, by high temperature injection molding machine injection pressure is made with accurate anatomical landmarks, feel real, color unified, realistic shape, appearance durable, decontamination no deformation, easy disassembly and replacement features, the material reaches the same level abroad.</p>	R 27 636,00																																								

1	Advanced Military Casualty simulation kit		<p>Feature:</p> <ul style="list-style-type: none"> - 16 trauma components, life like texture, practice cleaning, sterilizing, stop bleeding and bandaging - Trauma components include : <ul style="list-style-type: none"> - Facial burn degree I, II, III - Forehead open wound - Jaw trauma - Open fracture of clavicle and chest contusion - Abdominal trauma with exposed small intestine - Right arm humerus open fracture - Right hand open fracture, soft tissue laceration - Left hand bullet wound - Right thigh composite femoral fracture - Right thigh sharp metal stab wound - Right leg open compound fracture - Right feet compound fracture, little toe truncation - Left arm burn degree I, II, III - Left thigh truncation trauma 	R 10 080,00
1	EMT Casualty simulation kit			
1	Simulated Burns set of four			
1	1st degree burns			
1	2nd degree burns superficial			
1	2nd degree burns deep			
1	3rd degree burns deep			
1	12-lead ECG Trainer		<p>Electrocardiographs</p> <p>The main function:</p> <ul style="list-style-type: none"> ■ microcomputer control, simulation of the human body is stored in a variety of normal and abnormal ECG, ECG signals are used for each analog and digital codes. ■ When connected using normal electrocardiogram or ECG, the ECG lead wires, and are connected to the relevant parts of the limbs and chest. ■ When the assessment of teaching practice or buttons on the operation code simulation person panel, according to the teaching need to enter a code ECG, ECG can automatically depict this feature by an electrocardiograph or ECG. ■ waveform fidelity and the heart rate is adjustable. ■ simulate the human body using high-tech, with special silicone rubber and polymer composites, alloy die-casting sculpture. Skin flexible, elastic, and printed with auscultation site logo. Anti-aging, high temperature and low temperature, durable. ■ the use of advanced technology makeup artists, the analog people as beautiful as real and vivid. <p>Configuration Description:</p> <ul style="list-style-type: none"> ■ ECG (user-configurable or corporate purchasing) ■ ECG model of human multiple ■ microcomputer controller 	R 78 960,00
1	Pneumothorax Trainer		<p>Clear anatomical structure: clavicle, ribs, sternum, convenient locating</p> <p>Repeatable practice and exchangeable</p> <p>Convenient inflating</p> <p>Pneumothorax puncture</p> <p>Realistic breaking through feedback</p>	R 8 358,00
1	IO Leg		<p>Feature:</p> <ul style="list-style-type: none"> - Adult leg, flexible joint for various positions - Clear anatomical structure: knee joint, patella, tibia, tibial plateau - Replaceable skin, patella - All four sides of patella are suitable for puncture - Femoral vein puncture 	R 11 172,00
1	IO Leg - Adult		<p>Adult Venipuncture Leg Model</p> <p>In the simulation of Asian adult left lower limb, slightly abduction, highly simulated skin, see fine skin texture, soft and elastic.</p> <ul style="list-style-type: none"> - anatomy fine, great saphenous vein, superficial vein, superficial femoral vein and small saphenous vein, dorsal venous network, all blood vessels can puncture. - all the vessels can puncture blood transfusion, training etc.. There is a sense of resistance in the puncture and a sense of loss in the process of success. - and with the skin and blood vessels can be replaced. 	R 6 419,00
1	IO Leg - Infant		<p>Infant Venipuncture Leg Model</p> <p>According to the anatomical characteristics of the baby's leg, using imported plastic materials, simulation of baby legs, bones, skin, muscle, the design of blood vessel of the same size.</p> <ul style="list-style-type: none"> - during venipuncture, there was a sense of frustration, there is blood returning. - for dorsal vein puncture, saphenous vein puncture, small saphenous vein puncture, puncture the root of foot. 	R 4 032,00
1	Resusci Baby QCPR with LCD skill guide		<p>Feature:</p> <ul style="list-style-type: none"> - Infant CPR manikin with LED lights monitor - Air drive sensor monitor - Manual brachial artery pulses through pulse bulb - Mouth to mouth ventilation, volume indication - Chest compression indication 	R 12 740,00

1	Resusci Baby QCPR with LCD skill guide		<p>Manikin for CPR training-baby</p> <p>Features:</p> <ol style="list-style-type: none"> 1. Simulating standard open airway 2. External breast compression: display device and alarm device <ol style="list-style-type: none"> 1) Indicator light display of correct and wrong compression ; alarm of wrong compression; 2) Intensity display of correct (1-2 cm) and wrong (<1cm or >2cm) compression; alarm of wrong compression 3. Artificial respiration (inhalation): display device and alarm device <ol style="list-style-type: none"> 1) Inhalation <30ml or > 50ml, wrong indicator light display and alarm prompting; Inhalation between 30-50ml right indicator light display; 2) Inhalation too quickly or too much result in air entering into stomach; indicator light display and alarm prompting 4. Ratio of compression and artificial respiratory: 30:2 (one person) or 15:2 (two persons) 5. Operating cycle: one cycle includes five times of 30:2 or 15:2 ratio of compression and artificial respiration. 6. Operation frequency: at least 100 times per minute 7. Operation methods: exercise operation 8. Examination of brachial artery response: pinch the pressure ball by hand and simulate brachial artery pulse 9. Working conditions: Input power is 110-240V 	R 17 640,00
1	Surgical Chloe		<p>Surgical model</p> <p>Main function:</p> <ol style="list-style-type: none"> 1. body simulation, the patient vivid, soft skin, flexible, anti tear 2. local skin and its lower organs are easy to change 3., the simulation of blood circulation dynamic system, can simulate arterial pulse. The injured vessels are simulated and pulsatile. Make surgery skills training, teaching and assessment more realistic, more interesting 	R 104 475,00
1	Family pack basic life support kits		<p>Family pack basic life support kits</p> <p>size : 22*14*5cm</p> <p>weight:300g</p> <p>30 components, 181 pieces</p> <p>NO Spec(cm) Quantity</p> <ol style="list-style-type: none"> 1 Scissor 9cm 2 Tweezer 11cm 1pc 3 Sterile gauze pad 5*5cm 1pc 4 Sterile gauze pad 7.5*7.5cm 4pkts 5 Confirming bandage 5cm*4.5m 2pkts 6 Confirming bandage 7.5cm*4.5m 1roll 7 Adhesive tape 1.25cm*5m 1roll 8 Self-adhesive bandage 2.5cm*4.5m 1roll 9 Tourniquet 46cm 1roll 10 Alcohol prep pad 3*6cm 20pkts 11 Iodine pad 5*5cm 4pkts 12 Sting relief prep pad 5*5cm 4pkts 13 Band-aids 7.2*1.9cm 50pkts 14 Cleansing wipe alcohol free 5*9cm 4pkts 15 Inst ant ice pack 100g 1pc 16 Round Band-aids 2*2cm 10pkts 17 H Shape Band-aids 7.6*4.5cm 4pkts 18 Closure Band-aids 5.5*4.5cm 4pkts 19 Wound dressing 6*7cm 1plct 20 Wound dressing 6*10cm 1plct 21 cotton buds 8cm 50pcs 22 Triangular bandage 96*96*136cm 1pc 23 Safety pins 2# 10pcs 24 CPR mask 20*19cm 1pc 25 PVC glove M 1pc 26 Emergency blanket 130*210cm 1pc 27 Pain poncho large M 1pc 	R 226,80
1	Sim Man Essential System		<p>Feature:</p> <ul style="list-style-type: none"> - Infant CPR manikin with LED lights monitor - Air drive sensor monitor - Manual brachial artery pulses through pulse bulb - Mouth to mouth ventilation, volume indication - Chest compression indication 	R 17 226,00
1	 <p>Sim Man 3G System HAL +12 lead ECG</p>	<p>Electrocardiographs</p> <p>The main function:</p> <ul style="list-style-type: none"> ■ microcomputer control, simulation of the human body is stored in a variety of normal and abnormal ECG, ECG signals are used for each analog and digital codes. ■ When connected using normal electrocardiogram or ECG, the ECG lead wires, and are connected to the relevant parts of the limbs and chest. ■ When the assessment of teaching practice or buttons on the operation code simulation person panel, according to the teaching need to enter a code ECG, ECG can automatically depict this feature by an electrocardiograph or ECG. ■ waveform fidelity and the heart rate is adjustable. ■ simulate the human body using high-tech, with special silicone rubber and polymer composites, alloy die-casting sculpture. Skin flexible, elastic, and printed with auscultation site logo. Anti-aging, high temperature and low temperature, durable. ■ the use of advanced technology makeup artists, the analog people as beautiful as real and vivid. <p>Configuration Description:</p> <ul style="list-style-type: none"> ■ ECG (user-configurable or corporate purchasing) ■ ECG model of human multiple ■ microcomputer controller 	R 78 960,00	

1	 <p>Megacode Kelly</p>	<p>Alternative accessories: 1.ZZ/AED98F (Automatically External Defibrillation) 2.ZZ/J980 Cardiac Defibrillators and Pacemakers Simulator 3.Real Cardiac Defibrillators and Pacemakers</p>	<p>Complying with AHA (American Heart Association) 2010 guideline for CPR, ACLS850 provides ACLS (Advanced Cardiac Life Support) comprehensive training in first aid skills. The system consists of full-body manikin, AED machine, blood pressure measurement and data display of CPR. It provides a simple and practical ACLS training tool.</p> <p>Features:</p> <ol style="list-style-type: none"> 1.Airway management: standard nasal and oral intubation, tracheotomy intubation, supporting to head tilt and Jawthrust, audible feedback if pressure exerted on the teeth during intubation. 2.CPR: instantaneous displaying graphics of data, statistic report, sound directions related to CPR, result printing. 3.Simulating of a patient: the changes of pupils and carotid; the sounds of respiratory, moan, cough and vomit; more than 17 kinds of rhythm (access to 3/4 lead ECG monitoring); unilateral or bilateral bronchial obstruction; laryngospasm simulation. 4.Physical therapy: ECG monitoring via defibrillation connectors, the maximal energy of defibrillation is 360J; the frequency of external pacemaker is set to 60times/min, and the current threshold is 40mA. 5.Intravenous infusion and blood pressure measure training. 6.AED: automatically external defibrillation machine (only for training use), providing electrode pad and electrode button. 7.Manikin's bare joint can rotate left and right, basically the same with the real human body size, and do foot care operations. 8.Manikin has interchangeable male and female external genitalia, can do catheterization operation training, bladder simulator is equipped inside, simulated urine can be injected into; if the operation is successful the simulated urine would flow out. <p>Standard components:</p> <ol style="list-style-type: none"> 1.Full body manikin (1) 2.ACLS monitor (1) 3.ACLS converter (1) 4.Aluminum & plastic box (1) 5.CPR operation pad (1) 6.Exchangeable lung bag (5) 7.CPR face shield sheet (50pcs/box) 8.Temperature sensing print paper (2 roll) 9.KAR/S7 BP Training Arm (1) 10.Airway intubation parts (1) 	R 129 185,00
1	Megacode Kelly		<p>Advanced Adult Nursing Manikin</p> <p>Features:</p> <ol style="list-style-type: none"> 1. CPR training: <ol style="list-style-type: none"> 1) Simulate standard open airway 2) LCD counter display : The screen LCD display artificial respiration, external breast compression and pulse reaction 3) Operation methods: exercise operation; examine operation 4) Operating cycle of examine operation: one cycle includes five times of 30:2 ratio of compression and artificial respiration 2. Carotid pulse 3. Pupil teach: dilated pupil, normal pupil 4. External ear canal flushing 5. Oxygen inhalation, aerosol inhalation therapy 6. Nasogastric surgery 7. Gastric lavage 8. Intramuscular injection 9. Subcutaneous of the left arm 10. Intravenous injection of the right arm 11. Stoma care: gastrostomy, bladder stoma, Colostomy, ileal stoma 12. Men and women genital interchangeable, catheterization, indwelling catheter and bladder irrigation 	R 57 120,00
1	 <p>Sim Mom System Victoria</p>		<p>Features:</p> <ol style="list-style-type: none"> 1. Prenatal nursing for pregnant women and fetal and postnatal nursing for mother & newborns 2. Life size, flexible joints, soft and removable abdominal wall 3. Tracheal intubation and simulate chest wavy state 4. Automatic birthing system, fully simulate the real delivery process, 5. Obstetric palpation examination. 6. Replaceable dilating cervixes 7. Cervix examination model: Six simulation stages to represent conditions of cervix and the position relation between fetal head and plane of ischial spine; <p>Stations in the first stage of labor:</p> <ol style="list-style-type: none"> 1) Stage 1: no dilation of cervix, cervical canal does not efface, the position relation between fetal head and plane of ischial spine - 5, 2) Stage 2: dilation of 2cm of cervix, effacement of 50' of cervical canal, position relation between fetal head and plane of ischial spine-4; 3) Stage 3: dilation of 4cm of cervix, full effacement of cervical canal, position relation between fetal head and plane of ischial spine-3; 4) Stage 4: dilation of 5cm of cervix, full effacement of cervical canal, position relationship between fetal head and plane of ischial spine-0 5) Stage 5: dilation of 7cm of cervix, full effacement of cervical canal, position relation between fetal head and plane of ischial spine+2 6) Stage 6: dilation of 10 cm of cervix, full effacement of cervical canal, position relation between fetal head and plane of ischial spine+5; 8. Check fetal head descent and cervix dilation 9. Simulate multiple placenta position 10. Venous channel for administration and nutrition in maternal arm 11. Exercise of postpartum cutting and suturing on perineum 12. Life size of normal newborns 13. Neonatal tracheal intubation 14. CPR of pregnant women: Take artificial respiration and external cardiac compression under the standards of 2005 international CPR guidelines, electronic monitoring of airway open, blowing volume, times and frequency, and compression times, frequency, position and depth; 15. Administration through umbilical vein; 	R 93 555,00

1	Sim man ALS		<p>Complying with AHA (American Heart Association) 2010 guideline for CPR, KAR/ALS800 provides ALS (Advanced Life Support) comprehensive training in first aid skills. The system consists of full-body manikin and a LCD with big screen. It provides a simple and practical ALS training tool.</p> <p>Features:</p> <ol style="list-style-type: none"> 1. Vital signs simulation: pupil change and carotid arterial pulse. 2. Arm injection training practice. 3. Airway management: standard nasal and oral intubation, tracheotomy intubation, supporting to head tilt and Jaw thrust, audible feedback if pressure exerted on the teeth during intubation. 4. CPR: instantaneous displaying graphics of data, statistic report, and sound directions related to CPR, voice prompts of correct and wrong operation, data statistic, result printing, available of training and exam mode. 5. Manikin's bare joint can rotate left and right, basically the same with the real human body size, and do foot care operations. 6. Manikin has interchangeable male and female external genitalia, can do catheterization operation training, bladder simulator is equipped inside, simulated urine can be injected into; if the operation is successful the simulated urine would flow out. <p>Standard components:</p> <ol style="list-style-type: none"> 1. Full body manikin (1) 2. ALS monitor (1) 3. ALS converter (1) 4. Aluminum & plastic box (1) 5. CPR operation pad (1) 6. Exchangeable lung bag (5) 7. CPR face shield sheet (50pcs/box) 8. Temperature sensing print paper (2 roll) <p>Alternative accessories:</p> <ol style="list-style-type: none"> 1. Rescue console 2. Trauma modules of limbs 	R 66 815,00
1	Sim man ALS		<p>Half Body CPR Training Manikin with AED trainer Half body CPR training manikin: Simulating standard airway open: Extra thoracic compression *Buzzer indication for proper compression(>5cm) *Over compression will trigger warning alarm Artificial respiration Insufflated air volume can be judged by observing the fluctuation of chest (volume<500ml/600ml-1000ml)</p> <p>Operation frequency: international standard :100 times/min minimum Operation mode: Training</p>	R 26 166,00
1	Nursing Anne basic		<p>Product Name: High Quality Nurse Training Doll (Female) Product No: VC-401B Material: PVC Description: This model developed as a teaching aid, especially for training nurses. There is a wide range of exercises possible including both first aid and emergency situations, and standard nursing practices. This model is constructed to simulate as nearly as possible the normal positions and movements of the human body. Every doll has an exchangeable male and female genital insert. The doll has infection pad in the arms, thighs, and in the buttock. The doll has the usual internal organs so that in addition to the basic care procedures, a wide range of medical treatment procedures can be practiced. Made of PVC plastic. Packing: 1pcs/ctn, 99x42x52cm, 18kgs</p>	R 9 045,00
1	Nursing Anne basic		<p>female nursing manikin</p> <ol style="list-style-type: none"> 1. Hair and face washing 2. Eye and ear washing and administering 3. Mouth cavity and artificial teeth care 4. Endotracheal intubation 5. Tracheotomy care 6. Sputum suction 7. Oxygen inhaling 8. Oral and nasal feeding 9. Gastrolavage 10. Breast Care and inspection 11. Main organs in abdominal cavity 12. Venipuncture, injection, blood transfusion (Arm) 13. Deltoid subcutaneous injection 14. Vastus lateralis injection 15. Thoracic cavity, abdominal cavity, liver, bone marrow and lumbar puncture 16. Enema 17. Female urethral catheterization 18. Female bladder irrigation 19. Ostomy 20. Buttocks intramuscular injection 21. Holistic nursing: sponge bath, replacing clothes 22. Limbs joints : bend ,rotation and upper or lower movement <p>Chest wall section and suture incision Abdomen wall section and suture incision Thigh section and suture incision Tear of the thigh skin Infective ulcer of thigh</p>	R 16 807,00

1	Nursing Anne with sim pad / nursing Suzie		<p>Nursing manikin (blood pressure simulator) (Blood Pressure Simulator) Features:</p> <ol style="list-style-type: none"> 1. Hair and face washing 2. Eye and ear washing and administering 3. Mouth cavity and artificial teeth care 4. Endotracheal intubation 5. Tracheotomy care 6. Sputum suction 7. Oxygen inhaling 8. Oral and nasal feeding 9. Gastrolavage 10. Main organs in thoracic cavity 11. Main organs in abdominal cavity 12. Venipuncture, injection, blood transfusion (Arm) 13. Deltoid subcutaneous injection 14. Vastus lateralis injection 15. Thoracic cavity, abdominal cavity, liver, bone marrow and lumbar puncture 16. Enema 17. Female urethral catheterization 18. Male urethral catheterization 19. Female bladder irrigation 20. Male bladder irrigation 21. Ostomy 22. Buttocks intramuscular injection 23. Holistic nursing: sponge bath, replacing clothes, cold and heat therapy 24. Limbs joints: bend, rotation and upper or lower movement 25. Trauma evaluation and care: washing, disinfection, enswathing of the wound; 	R 20 727,00
1	Nursing Kid basic		<p>Product Name: Infant CPR Training Manikin Product No: VC-416 Material: PVC Description: The model is designed according to the international CPR standard. Can be used for external breast compression and artificial respiratory <u>Packing: 1pcs/carton 64x32x18cm 5kgs</u></p>	R 15 788,00
1	Nursing Kid basic		<p>Advance Full Functional Threeyear-old Child Nursing Manikin Feature:</p> <ul style="list-style-type: none"> -Pupil observation: normal and dilated pupil -Child nursing skill: full body bandage exercise, bathing, changing clothes, hair combing, eye and ear washing and administering, and oral cavity nursing -Air way management, realistic and accurate anatomical structure for practicing intubation, sputum aspiration and oxygen therapy -Oral and nasal feeding -Gastric lavage -Venipuncture, injection, transfusion (blood), realistic feedback with blood backflow -Intramuscular injection in bilateral deltoid, bilateral vastus lateralis and bilateral buttock -Enema and placement of rectal suppository -Urethral catheterization, male/female exchangeable -Holistic care: sponge bath, changing of clothes and cold/ hot therapy -Flexible limbs for nursing movements -Bathing and bandage -Ostomy nursing of ileum, colon and bladder <p>Tibia bone marrow puncture: simulate the process of bone marrow puncture, clear anatomical mark. Simulated bone marrow outflow after correct puncture</p>	R 18 228,00
1	Basic Casualty Simulation Kit		<p>Product Name: Advanced Trauma Simulator Product No: VC-401D Material: PVC Description:</p> <ol style="list-style-type: none"> 1. Washing, disinfection, hemostasia, enswathement, etc. 2. Open fracture, truncation trauma 3. Traumas consists of: <ol style="list-style-type: none"> 1) Facial burn: 1, 2, 3 degree 2) Laceration in forehead. 3) The wound in jaw. 4) Opened clavicular fracture and contusion wound on the chest. 5) The wound in abdomen with small intension evisceration. 6) Opened humerus fracture of right upper arm 7) Opened fracture of right hand (including parenchyma laceration, fracture and bone tissue exposure). 8) Gun wound in the right palm 9) Opened fracture of right thighbone 10) Compound femur fracture of left thigh 11) Metal pricking wound in right thigh 12) Opened tibia fracture of right leg 13) Opened fracture of right foot with truncating trauma on small phalanx 	R 16 170,00
1	Multiple Casualty Simulation Kit		Trauma Models	R 8 400,00

Infodoc holds the copyright to all our products under exclusive license agreements and material cannot be re-produced.

Prices exclude Vat

Terms and Conditions

Quotes valid for 30 days

50% deposit, balance on delivery

Regards,

NANETTE DA FONSECA
MANAGING DIRECTOR

nanette@infodoc.co.za

082 443 8727

(011) 792 4657

Building 1, Ground Floor, Fancourt Office Park,

Felstead Rd, North Riding 2162

PO Box 3806, Rivonia, 2128
